

FAIRFIELD POLICE

Monthly Report – April 2018



Chief Gary MacNamara

Fairfield Police Department

www.fpdct.com

This page intentionally left blank.

Section 1: Bureau / Division Reports

- **Patrol Division**
- **Support Services Bureau**
- **Special Services Bureau**

Section 2: Statistical Activity Summary

Overall Activity

Calls for Service - Total

Alarm Response Summary

Calls for Service – Detailed

Motor Vehicle Activity

Motor Vehicle Accidents

Motor Vehicle Enforcement - Action

Motor Vehicle Enforcement - Violation Type

Parking Ticket Summary

Criminal Activity

Criminal Incidents by Patrol

Criminal Activity by Month

Criminal Arrests by Month

Section 1: Bureau / Division Reports

Noteworthy Police Work

Sergeant Riendeau recognized Officer Zerella for his investigation into a suspicious vehicle that resulted in the arrest of a subject for possession of heroin and crystal meth.

Lt. Bloch recognized Sergeant Riendeau for his investigation into suspected narcotic sales that resulted in an arrest and the seizure of approximately one pound of marijuana.

Lt. Bloch recognized Sergeant Kline and Officer Ricco after Sergeant Kline stopped a vehicle for motor vehicle violations and through further investigation was able to prove the occupants committed a shoplifting at CVS and stolen items were recovered from the vehicle.

Sergeant Paris recognized Officer Colwell and Officer Beattie after they conducted a motor vehicle stop for distracted driving and through their investigation seized 2.25 pounds of marijuana, resin and paraphernalia from the vehicle.

Lt. Bloch recognized TC Mulligan and TC Hoyt for their work obtaining and disseminating information to both Fairfield and Westport that resulted in the arrest of several juveniles in a stolen vehicle that were entering vehicles in Fairfield.

Sergeant Irizarry recognized Officer Salato after she stopped a vehicle matching the description of a vehicle used in a prior robbery and through further investigation lead to identifying the suspect wanted in connection with a string of robberies.

Patrol

18-12158 | 8:52 PM | Robbery | Salato, S | 01271 Stratfield Rd

- ECC received a report of an armed hold up at Stratfield Mobile.
- Male suspect wearing a ski mask with a knife fled in a silver pick up.
- Sergeant Zdru engaged the pickup in pursuit on Park Ave and later terminated the pursuit.
- Officer Salato later established a suspect several days later during a motor vehicle stop and turned the information over to the Detective Bureau who followed up the investigation.

18-12344 | 12:04 AM | Burglaries/Larcenies | Matejek, D | 00052 Southport Rdg

- ECC received a report of a white Lexus just dropping off multiple subjects in the "Ridge" who are now entering vehicles.
- Westport PD located the vehicle and engaged the Lexus in pursuit leading them to Norwalk. Four suspects later taken into custody by Westport PD.
- Follow up investigation led to one of suspects admitting to thefts in the "Ridge."
- Arrests made- 2 Juveniles and 2 adults charged with Larceny

18-16080 | 10:41 PM | Breach Of Peace | Renaldi, A | 01365 Sasco Hill Rd

- ECC received a report of a Group of teens at Sasco Beach, someone pointed what appeared to be a gun at the caller.
- Caller has since left the scene.
- On scene investigation revealed a teen brandished a facsimile firearm by displaying a replica handgun towards the complainant's vehicle window.
- The teen was arrested and charged as a juvenile.

On April 28, 2018 the Fairfield Universities Clam Jam took place at Penfield Beach from 1000-1600 hours without major incident.

-
- Patrol responded to 1- Untimely death
 - Narcan Deployments – None

Support Services Bureau

Training

Several officers were sent to the following classes:

- Marine Patrol Laws and Safety
- Sexual Harassment for Supervisors
- EMS Instructor
- Fairfield County Detective Conference
- Street Interrogation
- Marine Search and Rescue
- Crash Reconstruction

Thanks to Sergeant Mike Paris and with the assistance of the members of the Support Services Bureau, the records unit was able to upgrade the work area with new work stations. The workstations were donated by Gartner Inc., located in Stamford.



The Emergency Operations Center was upgraded to allow better situational awareness and assist emergency managers during major events.



The Fairfield Police Department participated in the National Drug Take-Back Day on April 28th. We collected approximately 75 pounds of prescription and over-the-counter drugs for disposal.

Animal Control

Complaints: **57**

Wildlife related complaints: **22**

Animals tested for rabies: **0**

Wildlife testing positive for rabies: **0**

Animal bites: **0**

Enforcement:

 Written warnings: **8**

 Infractions: **13**

 Misdemeanors: **0**

Sold as pet: **1 dog, 1 cat, 2 guinea pigs**

Animals Available for Adoption: **0**

Animal Control will be conducted directed enforcement at town beaches and open space areas as staffing permits.

Special Services Division

Traffic Safety Unit

Traffic Stops: **670**
 Infractions: **587**
 Misdemeanor Summons: **17**
 Accidents Investigated: **24**
 Child Seats Installed: **12**

Traffic Crash Investigations

Total Accidents Investigated: **68**
 Search Warrants: **3**
 Arrest Warrants: **6**
 Misdemeanor Summons Issued: **2**
 Infractions Issued: **8**

Marine Unit

	APR	May	JUN	JUL	AUG	SEPT	OCT
Complaints	0						
Boats Towed	0						
Written Warnings	0						
Arrests	0						
Safety Inspections	0						
Total Calls For Service	0						
Hours Underway	10						
Community Events	0						
Location Checks	0						
Fatalities	0						

Other Activities

4/2/2018 FBI Firearms Instructor Course
 4/3/2018 FBI Firearms Instructor Course
 4/7/2018 PAL Trout Day
 4/11/2018 Commissioner's Meeting
 4/11/2018 Officer Quiles - Housatonic Law Enforcement Career Fair
 w/Capt. Smith
 4/15/2018 Donnelly Dash Run/Walk
 4/18/2018 Community Meeting Stratfield School Library - Stratfield Village
 Association w/Chief
 4/19/2018 Police Tour - Girl Scouts
 4/20/2018 Coffee with a Cop - Bigelow Senior Center
 4/23/2018 Stratfield Traffic Meeting at HQ

4/24/2018 Greenfield Commons Senior Meeting
4/25/2018 Girl Scouts in Government Day Tour
4/26/2018 Police Tour - Unquowa School
4/28/2018 Coffee with a Cop - Chef's Table
4/28/2018 Clam Jam

Traffic Enforcement Targeted Enforcement Areas:

High Street

Old Dam Road

Edgewood Road

Wakeman Road

Carroll Road

Villa Avenue

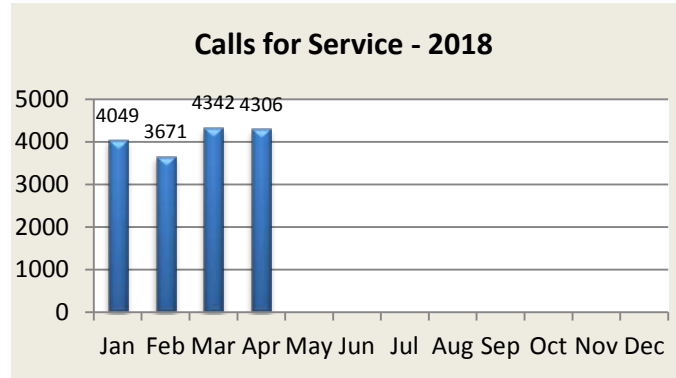
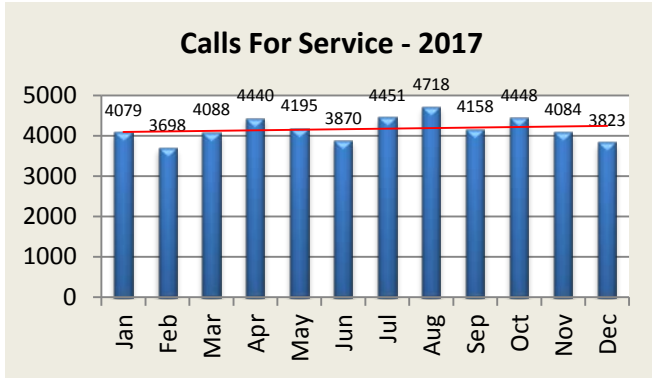
Block Rock Tpke / Baros Street

Section 3: Statistical Activity Summary

TOTAL CALLS FOR SERVICE

Calls for Service	Jan	Feb	Mar	Apr	May	Jun	Jul	Aug	Sep	Oct	Nov	Dec	YTD
2017	4079	3698	4088	4440	4195	3870	4451	4718	4158	4448	4084	3823	50,052
2018	4049	3671	4342	4306									16,368

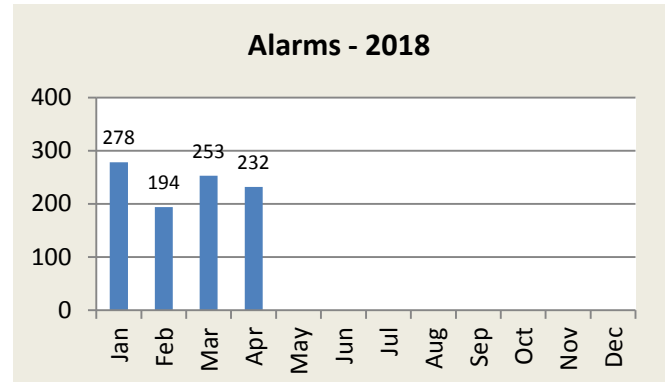
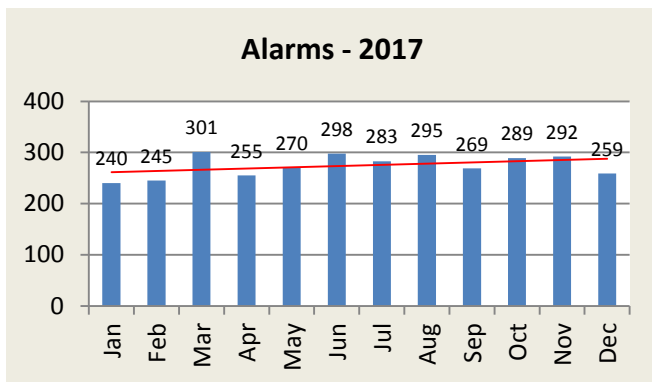
Note: Includes miscellaneous calls that may not be listed under the call analysis section



ALARM RESPONSE SUMMARY

Total Alarms	Jan	Feb	Mar	Apr	May	Jun	Jul	Aug	Sep	Oct	Nov	Dec	YTD
2017	240	245	301	255	270	298	283	295	269	289	292	259	3,296
2018	278	194	253	232									957

False Alarms	Jan	Feb	Mar	Apr	May	Jun	Jul	Aug	Sep	Oct	Nov	Dec	YTD
2017	221	230	284	240	254	280	268	275	259	271	280	258	3,120
2018	274	191	251	232									948

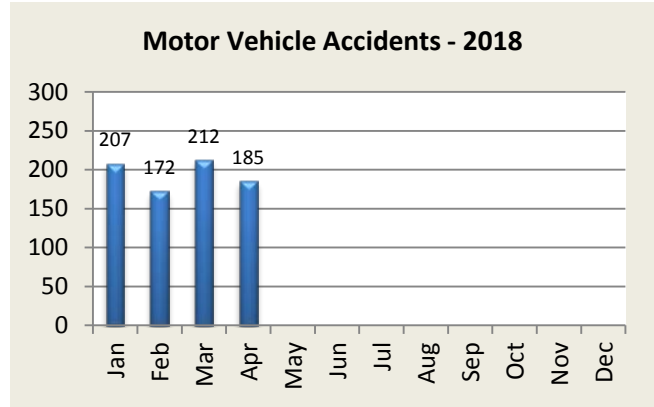
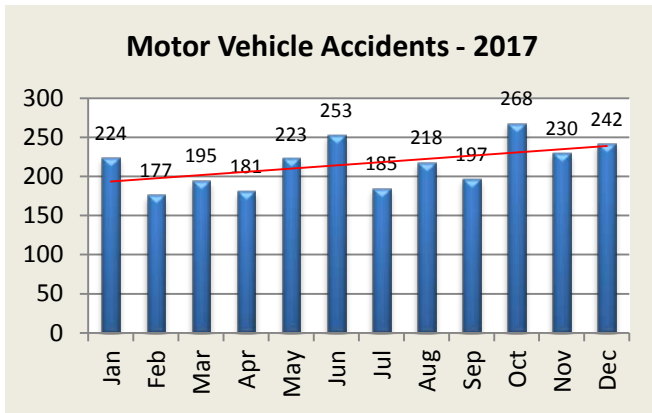


Calls For Service - Detailed Summary

Calls for Service - Type	Jan	Feb	Mar	Apr	May	Jun	Jul	Aug	Sep	Oct	Nov	Dec	YTD
911 Hang Up	7	9	8	7									31
Abandoned Vehicles	5	5	8	8									26
Alarms	278	194	253	232									957
Animal Complaints	77	82	91	74									324
Assaults	0	1	4	1									6
Assistance	191	148	182	141									662
Bank Escorts	19	18	19	24									80
Bomb Threats	0	0	0	0									0
Breach of Peace	68	45	42	54									209
Burglary	1	11	10	3									25
BusinessChecks	1169	1221	1256	1200									4846
Cancelled Alarms	61	46	67	50									224
Community Events	47	38	36	30									151
Door Open	3	2	3	2									10
Drowning	0	0	0	0									0
EMS	419	309	333	344									1405
Funeral Escorts	21	12	19	26									78
Harassment	11	16	18	13									58
Intoxicated Subjects	2	8	3	3									16
Investigations	187	196	171	178									732
Larceny	17	25	21	27									90
MVA	207	172	212	185									776
Medical Alarms	1	1	3	1									6
Psychiatric calls	1	3	1	3									8
Missing Persons	5	4	1	0									10
Narcotic Violations	10	7	6	11									34
Noise Complaints	17	11	19	33									80
Parking Complaints	36	31	26	42									135
Pistol Permit Apps	17	12	18	13									60
Reckless Driver	26	21	23	29									99
Recovered Property	10	11	8	13									42
Road Hazard	33	38	279	33									383
Robbery	1	2	3	2									8
Sex Violation	0	0	0	0									0
Shoplifter	21	15	25	21									82
Stolen Vehicles	4	3	5	3									15
Suicide	0	0	1	0									1
Suicide Attempts/Threats	9	2	2	7									20
SuspiciousActivity	63	67	86	66									282
Theft from MV	26	12	18	10									66
Trespasser	6	6	7	13									32
Vandalism	5	13	3	11									32

MOTOR VEHICLE ACTIVITY

MV Accidents	Jan	Feb	Mar	Apr	May	Jun	Jul	Aug	Sep	Oct	Nov	Dec	YTD
2017	224	177	195	181	223	253	185	218	197	268	230	242	2,593
2018	207	172	212	185									776



MV Enforcement	Jan	Feb	Mar	Apr	May	Jun	Jul	Aug	Sep	Oct	Nov	Dec	YTD
Warnings - 2017	357	360	330	368	281	207	405	286	238	234	251	175	3,492
2018	235	254	213	256									958

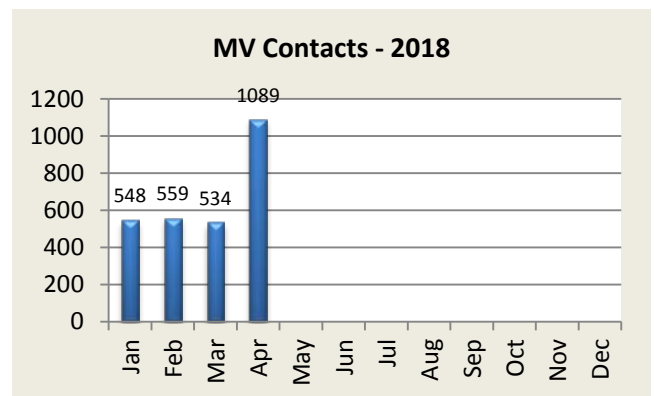
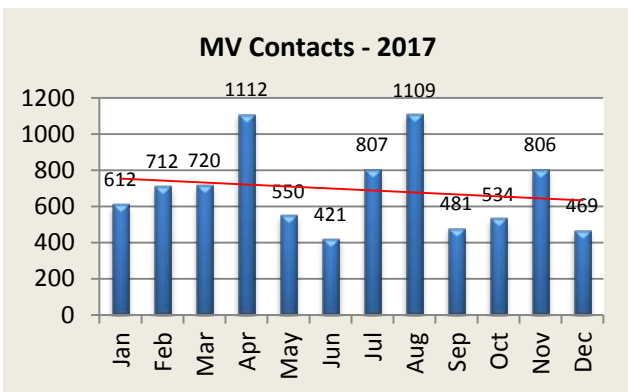
Infractions - 2017	190	288	311	663	219	173	333	760	184	267	511	257	4,156
2018	258	230	277	749									1,514

Misdemeanor - 2017	39	36	54	52	42	23	51	41	37	14	29	21	439
2018	31	43	25	55									154

Custodial - 2017	8	11	6	18	5	8	13	14	4	6	8	8	109
2018	12	19	12	11									54

DUI Arrests - 2017	6	2	11	6	4	9	7	7	4	9	11	8	84
2018	6	7	11	13									37

MV Contacts - 2017	612	712	720	1112	550	421	807	1109	481	534	806	469	8,333
2018	548	559	534	1089									2,730

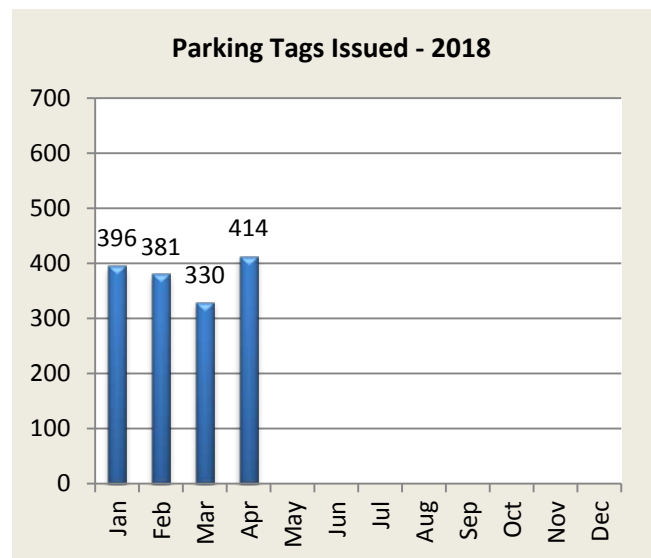
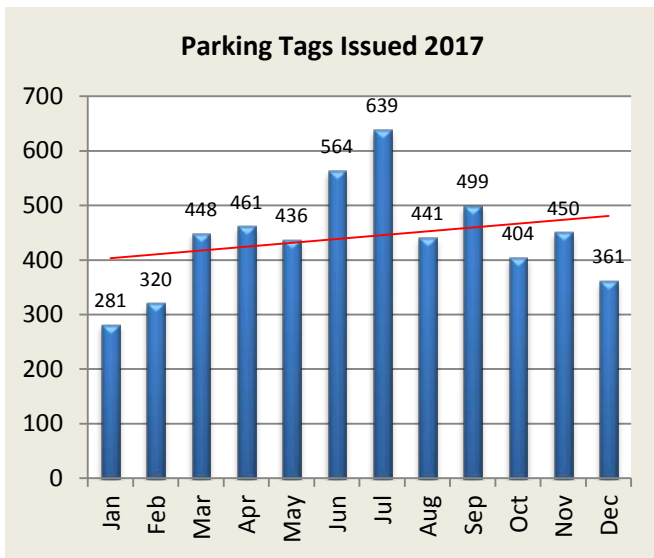


MV Enforcement: Type	Jan	Feb	Mar	Apr	May	Jun	Jul	Aug	Sep	Oct	Nov	Dec	YTD
Speeding Violations	125	139	194	200									658
Seatbelt Violations	1	4	2	89									96
Registration Violations	49	60	43	64									216
License Violations	18	21	18	42									99
Distracted Driving	12	11	5	370									398
Suspended Licence	24	33	15	49									121
Traffic Light Violation	30	28	25	25									108

The above incidents are a overview of common violations. These statistics are not the only motor vehicle enforcement actions taken. The above show top 6 violations for the month.

PARKING TICKET SUMMARY

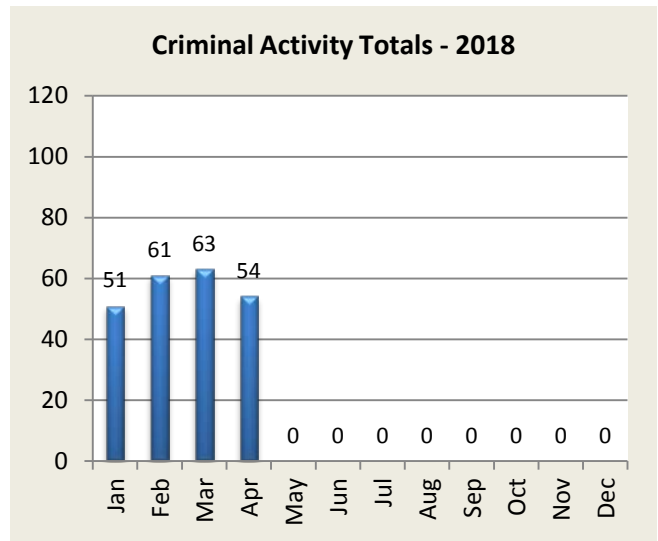
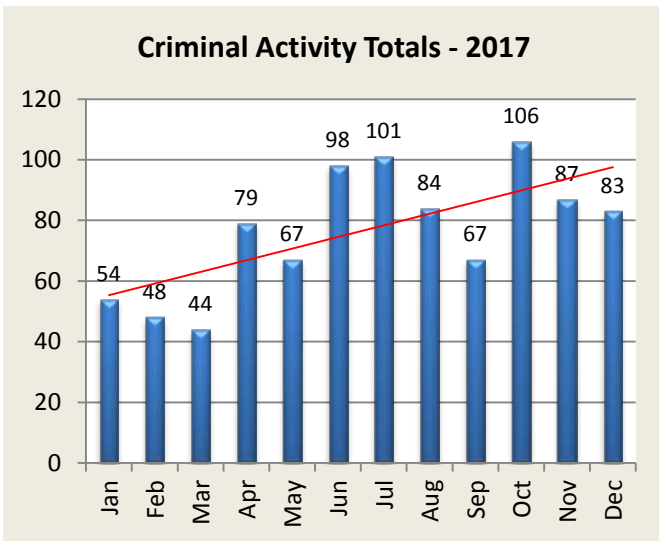
Total Issued	Jan	Feb	Mar	Apr	May	Jun	Jul	Aug	Sep	Oct	Nov	Dec	YTD
2017	281	320	448	461	436	564	639	441	499	404	450	361	5304
2018	396	381	330	414									1521



CRIMINAL INCIDENTS

Criminal Incidents: Patrol	R2	R3	R4	R5	B2	B3	B4	B5
Larceny	10	4	6	3	5	1	3	2
Vandalism	2	1	3	0	2	1	1	1
MV Theft / Attempt	0	0	0	0	1	0	2	0
Burglary / Attempt	1	0	0	0	2	0	0	0
Assault	0	0	0	0	0	1	0	0
Robbery	0	0	0	0	0	0	1	1

Criminal Activity: Month	Jan	Feb	Mar	Apr	May	Jun	Jul	Aug	Sep	Oct	Nov	Dec	YTD
Larceny - 2017	32	27	26	35	38	65	60	51	39	67	49	50	539
2018	40	31	35	34									140
Vandalism - 2017	6	8	10	19	12	11	15	13	10	15	15	10	144
2018	5	13	6	11									35
MV Theft / Attempt - 2017	5	8	3	9	3	3	14	10	4	18	5	10	92
2018	4	3	5	3									15
Burglary / Attempt - 2017	9	4	3	9	8	15	10	9	7	5	11	8	98
2018	1	11	10	3									25
Assault - 2017	1	1	2	7	4	3	2	1	4	1	7	5	38
2018	0	1	4	1									6
Robbery - 2017	1	0	0	0	2	1	0	0	3	0	0	0	7
2018	1	2	3	2									8
Totals - 2017	54	48	44	79	67	98	101	84	67	106	87	83	918
2018	51	61	63	54	0	0	0	0	0	0	0	0	229



Criminal Arrests by Month	Jan	Feb	Mar	Apr	May	Jun	Jul	Aug	Sep	Oct	Nov	Dec	YTD
Larceny - 2017	30	18	29	25	39	19	35	20	32	33	16	20	316
2018	22	16	29	27									94
Vandalism - 2017	0	0	0	5	1	0	1	2	5	1	1	1	17
2018	2	2	2	1									7
MV Theft / Attempt - 2017	0	0	0	0	0	0	0	1	0	0	0	1	2
2018	1	1	1	2									5
Burglary / Attempt - 2017	4	1	1	4	1	9	5	3	4	16	1	3	52
2018	1	1	5	6									13
Assault - 2017	2	3	1	5	9	4	3	1	0	2	5	4	39
2018	3	5	3	0									11
Robbery - 2017	6	0	0	0	1	1	0	0	2	0	0	0	10
2018	0	0	1	2									3
Total - 2017	42	21	31	39	51	33	44	27	43	52	23	29	435
2018	29	25	41	38									133

